

General Data

Model:	K560.2.100 C
Code:	2001630
Series:	KAPPA
Weight [Kg]	63.00
Contractor drainage submersible pump	

Hydraulic

Impeller Type:	channel impeller
Delivery DN [mm]:	4" Filettata
Input DN [mm]:	-
Free Passage [mm]:	8x22mm
Impeller Ø [mm]:	-
Max Pump Efficiency [%]:	55.50
Global Efficiency [%]:	47.84
Head [m]:	9.34
Flow [m³/h]:	104.40

Tolerance according to ISO 9906:2012 3B2

Features

Upper Meccanical seal:	CA/CE/Viton
Lower Meccanical Seal:	SIC/SIC/Viton
Upper Bearing:	Single raw ball bearing
Lower Bearing:	Double raw ball bearing
IP Protection:	IP68
Motor protection:	present
Humidity sensor:	not present
ATEX:	not present
Applied Paint:	Cataphoresis
Cable Length [m]:	20
Lubricating Oil:	Q8 WF15
Oil Quantity [Kg]:	0.60

Materials

Pump:	Aluminium alloy
Impeller:	Hardened Stainless HRC 55-60
Motor shaft:	Stainless steel AISI 420
Cooling Jacket:	Stainless steel
Screw:	Stainless steel A2-70
Cable:	H07RNF

Pumped Liquid

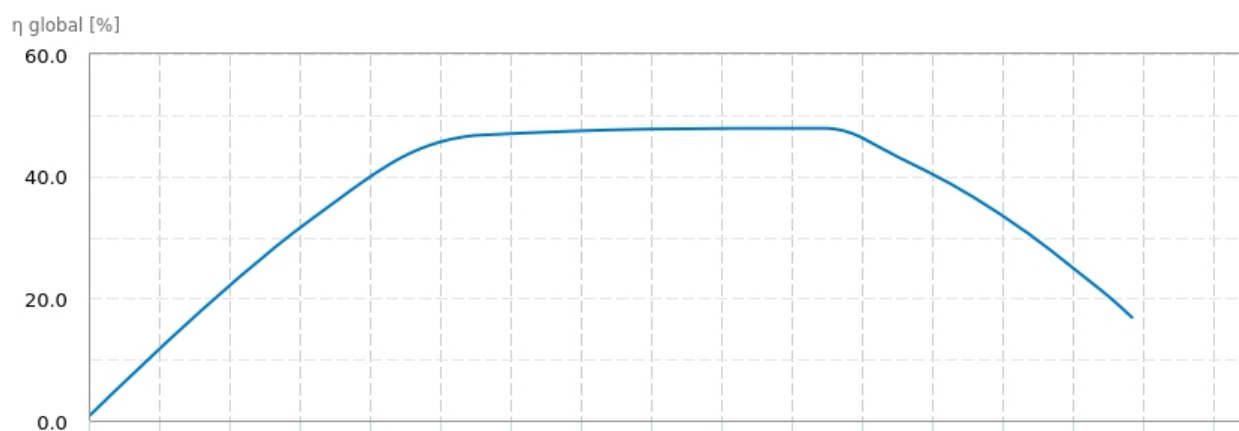
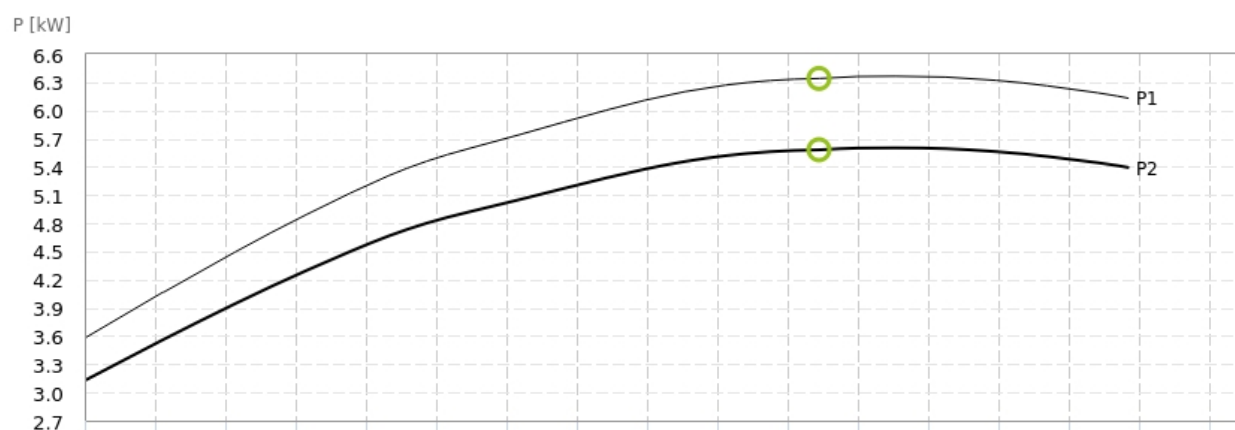
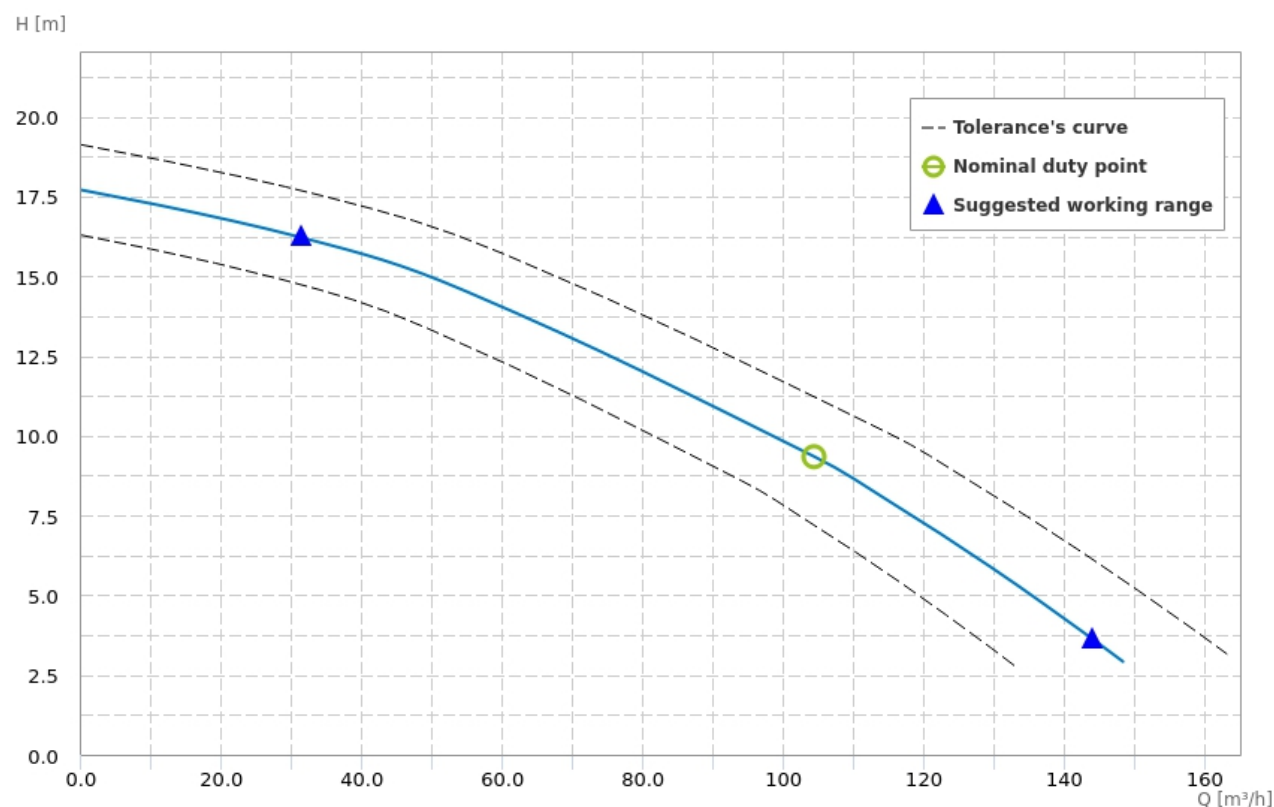
Pumped Liquid:	Liquids with abrasive particles
Density [Kg/dm³]:	1.1
pH:	6-10
Temperature Range:	0-40°C

Installation

Maximum depth of immersion [m]:	20
Cooling Type:	Cooling Jacket
Installation:	Vertical
Floating on board machine:	not present



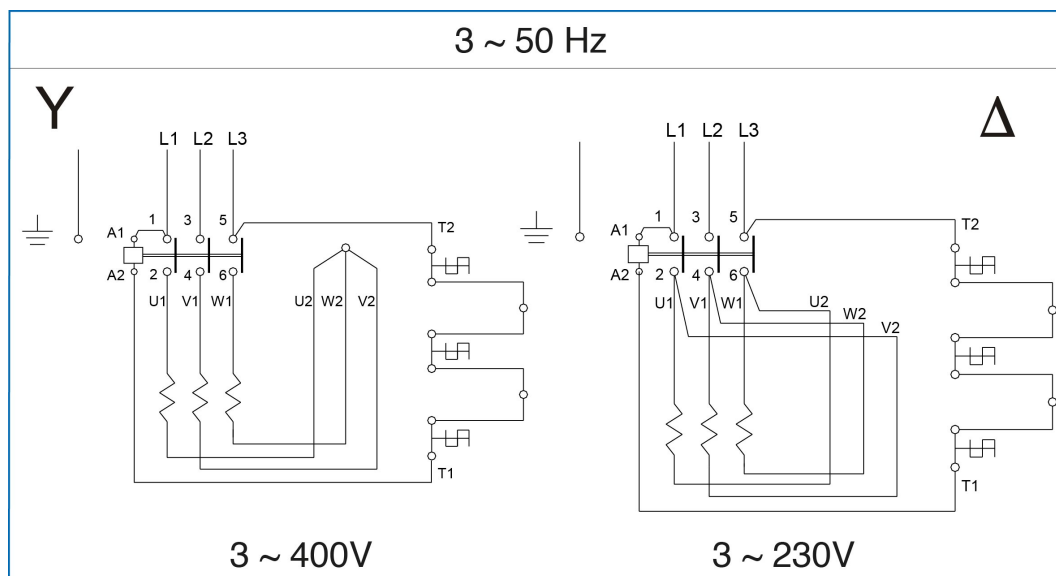
Attention: pictures for illustrative purposes



Motor

Motor code:	3520900212
Power P1 [kW]:	6.40
Power P2 [kW]:	5.60
Phases:	3
Frequency [Hz]:	50
Tension [V]:	400
Nominal current [A]:	12.5
Starting current [%]:	.0
Power Factor:	0.80
R.P.M.:	2900
Starting:	D.O.L
Capacitor [μF]:	-
Insulation Class:	F 155°C
Service type:	S1
Max Efficiency [%]:	89.30
Max Efficiency at full load [%]:	89.3
Efficiency at ¾ load [%]:	87.6
Efficiency at ½ load [%]:	88.8
Efficiency class:	IE2

Wiring diagrams



Dimensions drawing

